



Welcome to

# Stellar Phoenix Zip Recovery

Version 2.0

Installation Guide



## Overview

**Stellar Phoenix Zip Recovery** is a powerful, secure and easy to use application to repair corrupted Zip (.zip) files. The simple and intuitive interface makes the software easily operable. The software does a complete scan of all selected zip files and uses an advanced algorithm to restore damaged zip files back to their original state. The repaired files can be saved either to their original location on the hard disk, or to any user-specified location.

### Features of Stellar Phoenix Zip Recovery

- ✓ Repairs corrupted zip archives.
- ✓ Repairs large zip files up to 800 MB.
- ✓ Repairs all sub-types of zip files, which are not password protected, till Win Zip 12.1.
- ✓ Repairs all sub-types of zip files, which are password protected, till Win Zip 8.0 (*Zip 2.0 Compatible encryption [Portable]*).
- ✓ Creates an output file in the directory where the corrupted file is located or at the user-defined directory.
- ✓ Extensive search to explore any zip file.
- ✓ Compatible with platforms: Windows 2000 / XP / 2003 / Vista / Windows 7.
- ✓ Files are displayed in an easy to use windows based tree structure.
- ✓ Simple to operate with no prior technical skills required.

### Note:

Stellar Phoenix Zip Recovery is available in two versions - Demo (free download) and Full version. The demo version can be downloaded from [www.stellarinfo.com/zip-recovery](http://www.stellarinfo.com/zip-recovery), which will give a clear idea about the software. If satisfied, [purchase and activate](#) the product and avail the full functionality software.

---



## System Requirements

### Minimum System Specifications



**Processor :** Pentium Class



**Operating System :** Windows 2000 / XP / 2003 / Vista / Windows 7



**Memory :** Minimum 256 MB (512 MB recommended)



**Hard Disk :** 20 MB of free space



**WinZip:** Password Protected Subtypes: Till WinZip 8.0

All Other Subtypes: Till WinZip 12.1

**Note:**

- To know your Operating System, Processor type and RAM, right-click *My Computer* and click *Properties*.
  - To find out the available space on a logical drive, right click that drive icon in *My Computer* and click *properties*.
-

## Installation Procedure

Before beginning installation, make sure your computer fulfills the minimum [system requirements](#).

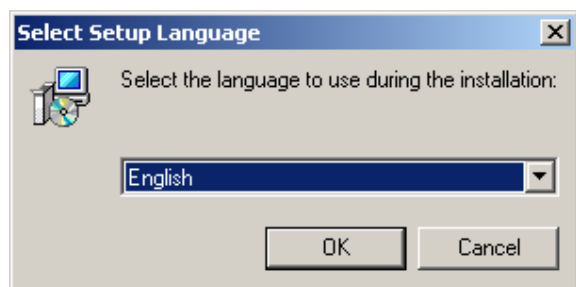
- The installation process should start automatically on inserting the Stellar Phoenix Zip Recovery disc in its drive. If it does not, run szr.exe from the software disc. If the software has been downloaded from the internet, navigate to the location where the files have been downloaded and run szr.exe from there.
- Follow the on-screen instructions as directed by the setup program. The program installs the software, creates a shortcut icon on the desktop (optional), creates an entry in the *Programs* group menu, and also creates an entry in the *Add/Remove Programs* group for software removal.

The default path for software installation is *C:\Program Files\Stellar Phoenix Zip Recovery\*

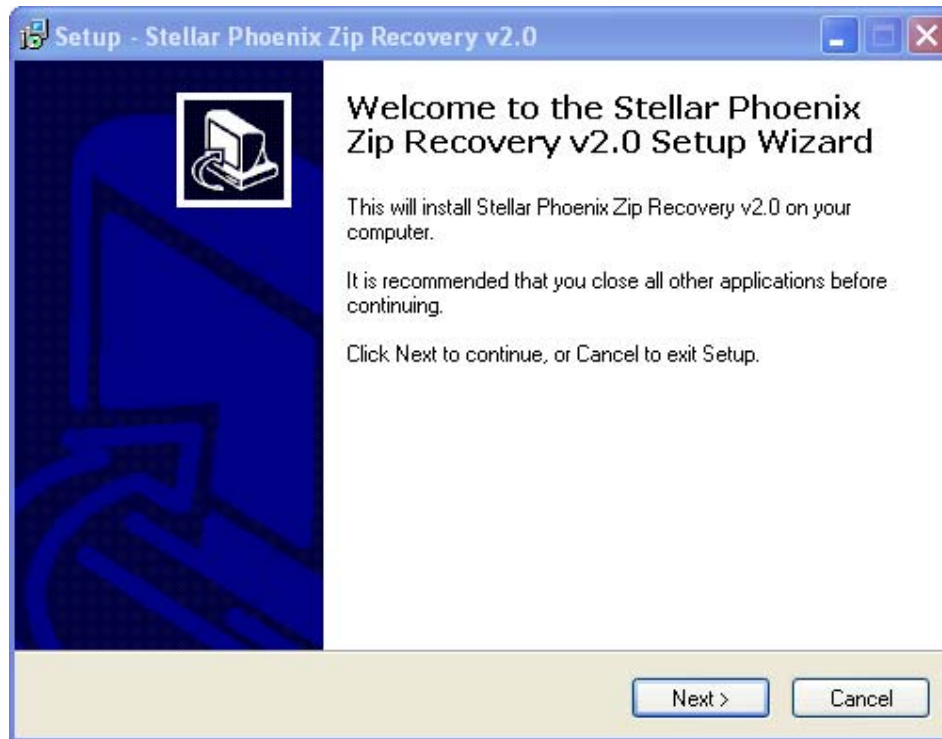
The software can be run either by clicking the Zip Repair icon on the desktop or by clicking *Start->Programs->Stellar Phoenix Zip Recovery->Stellar Phoenix Zip Recovery*.

**On-screen instructions directed by the setup program are as follows:**

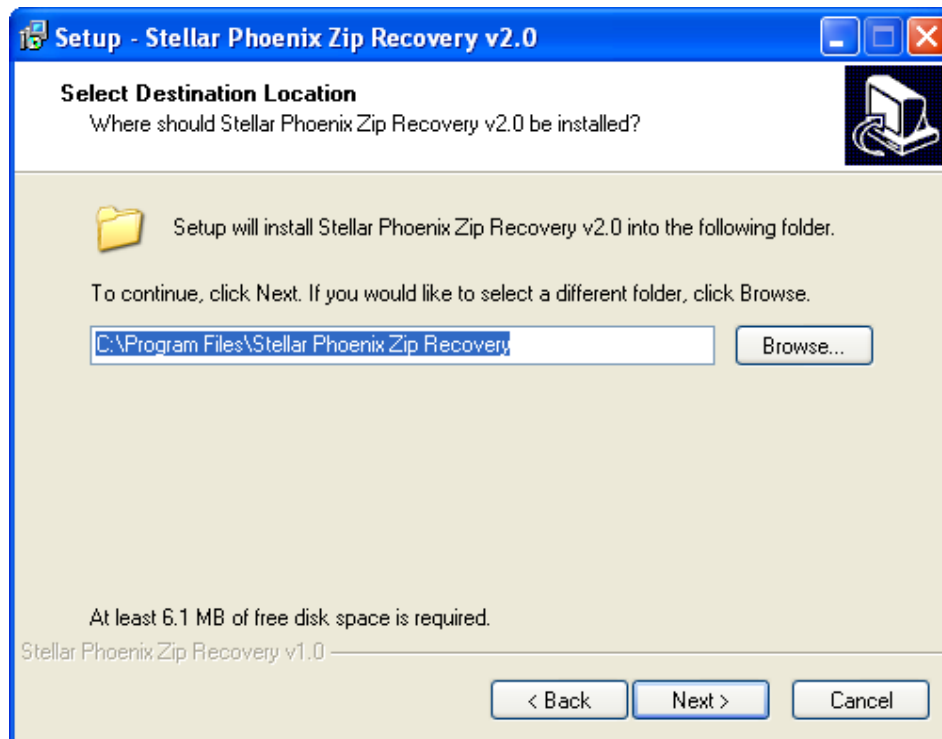
**Step 1:**



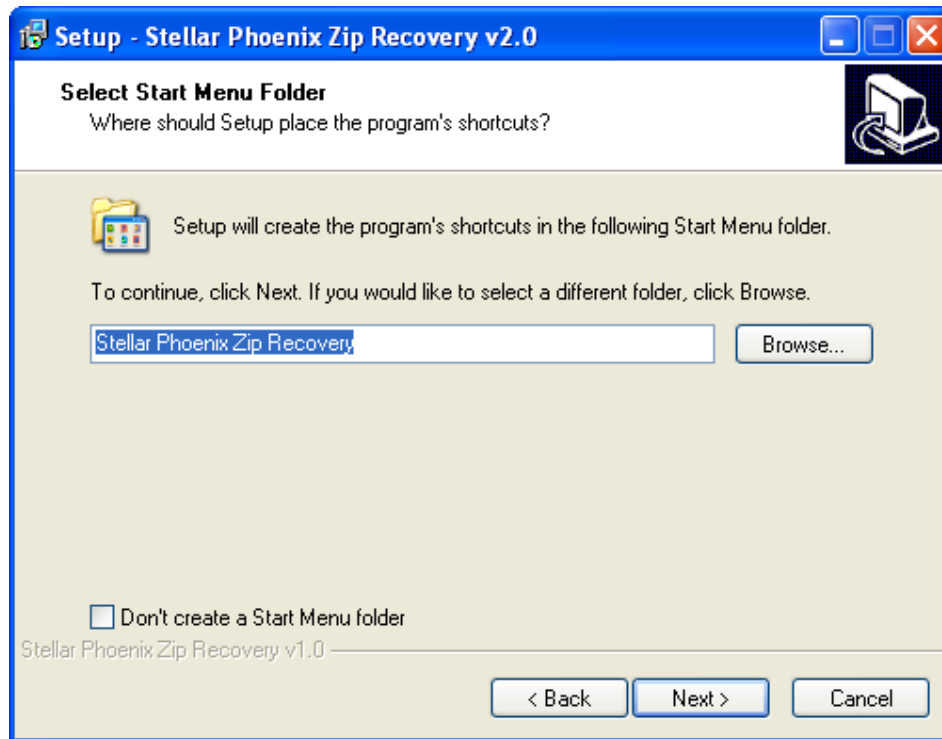
**Step 2:**



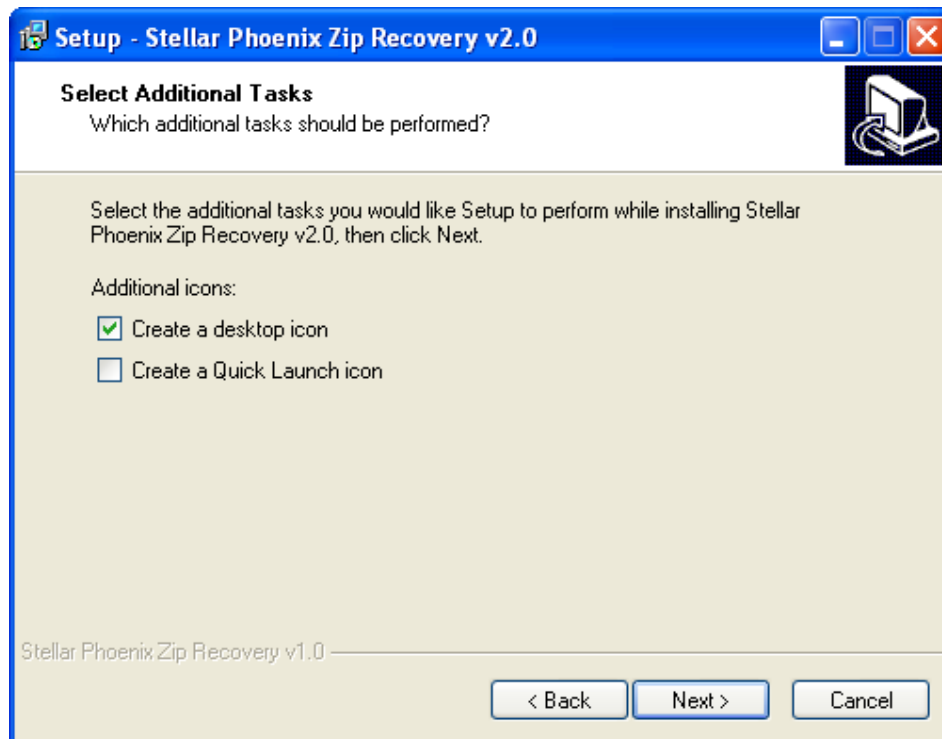
**Step 3:**



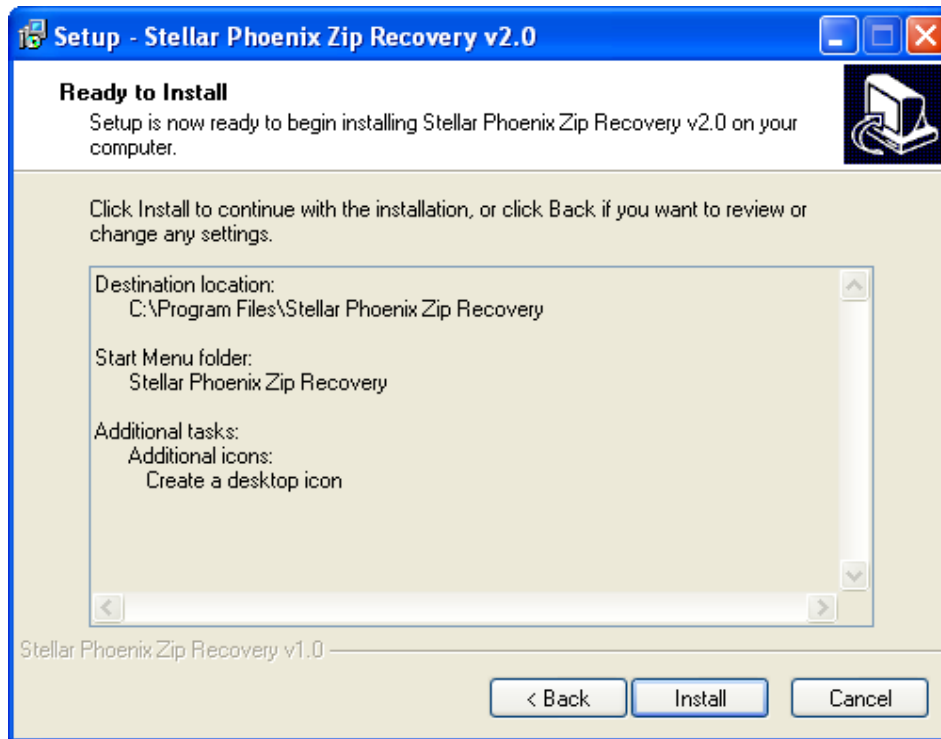
**Step 4:**



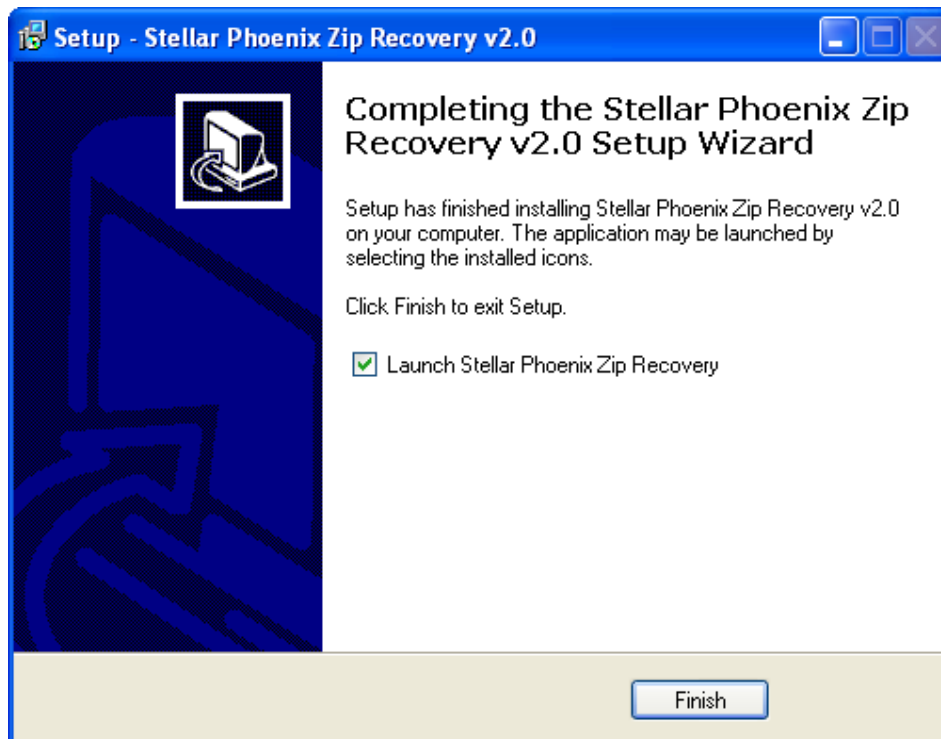
**Step 5:**



**Step 6:**



**Step 7:**





## Order and Activate the Software

### Order Stellar Phoenix Zip Recovery online:

You can purchase the software online. For price details and to place the order, please visit [www.stellarinfo.com/stellar-zip-recovery-prices](http://www.stellarinfo.com/stellar-zip-recovery-prices).

Once your order is confirmed, a pre-paid serial # will be sent to you through e-mail, which would be required to activate the software.

### Activate Stellar Phoenix Zip Recovery:

Once the software has been purchased and the **Serial Key** received, the software needs to be activated.

Each time you start the demo version, reminder window pops up. To continue with the demo version, you have to click **OK**. (*Wait for 5 seconds to enable OK button*)

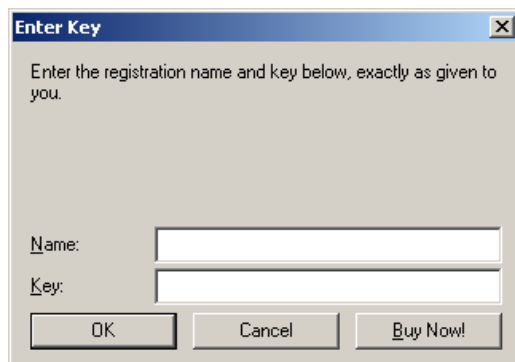
*To purchase full version, click **Buy Now** and to activate the product, click **Enter Key**.*



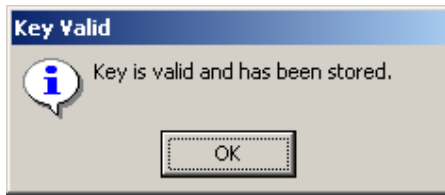
### Activating the software before application startup

When you run the demo version, reminder message window as shown above will popup. To activate the product, click **Enter Key**.

In the window that appear (shown below), enter the valid registration name and key (prepaid serial key received through email after purchase) and click **OK** to continue.



If the key entered is valid, confirmation message will appear, click **OK**. Now, you have successfully activated the product.



### **Activating the software within the application**

If the software is not activated before application startup, it can be done within the application.

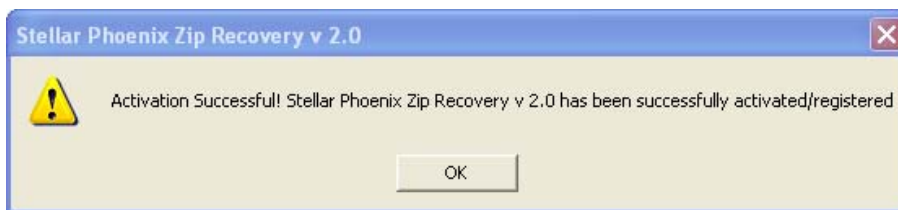
**To activate, do one of the following:**

- Select **Activate Stellar Phoenix Zip Recovery v2.0** from the **Help** menu.

The activation window shown below will appear, enter user name and activation code (*received through email after purchasing the product*) and click **OK**.



If the activation is successful, following window will appear.

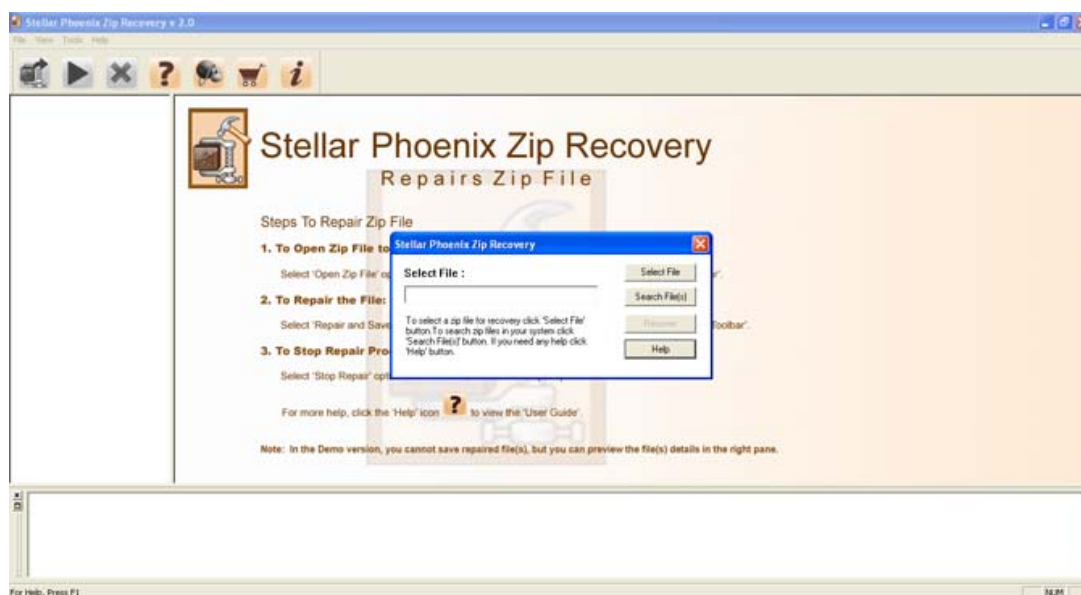


## User Interface

Shown below is the software interface for Stellar Phoenix Zip Recovery.

The interface consists of:

- [Menu bar](#)
- [Toolbar](#)
- Directory listing of Zip Folders (Left Pane)
- Preview of repaired Zip File (Right Pane)
- Log Window



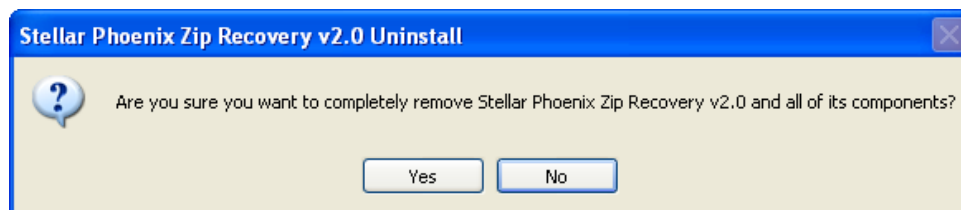
## Uninstalling the Software

Stellar Phoenix Zip Recovery can be removed either using the *Uninstall* program in the software, or from the *Add/Remove Programs* list in Control Panel.

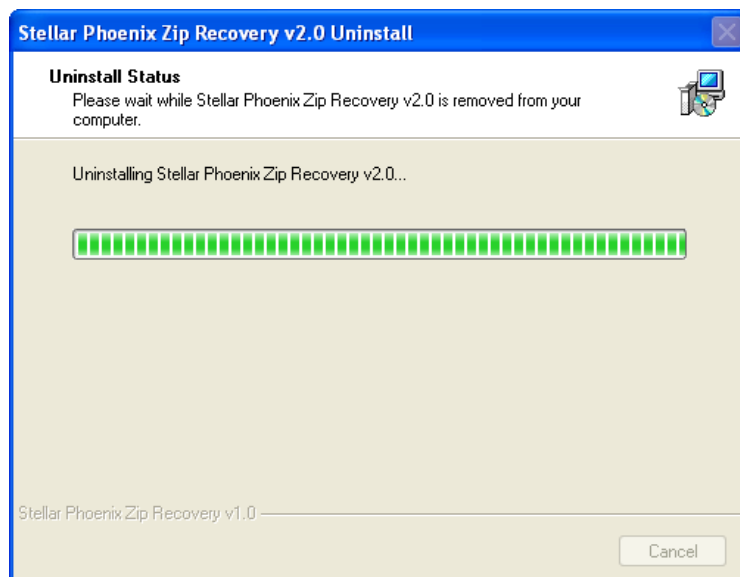
- The *Uninstall* program in the software may be run by clicking *Start->Programs->Stellar Phoenix Zip Recovery->Uninstall Stellar Phoenix Zip Recovery*. Follow the instructions as directed by the uninstall program. The program will completely remove the software, including registry entries.
- The *Uninstall* program in the software may also be run from the *Add/Remove Programs* list in the Control Panel. The Control Panel window may be opened either by clicking *Control Panel* from the *Start* menu, or by double-clicking the *Control Panel* icon in *My Computer*. In Control Panel, double-click *Add/Remove Programs*. Select the *Stellar Phoenix Zip Recovery* entry from the displayed list and click *Change/Remove*. Follow the instructions as directed by the uninstall program. The program will completely remove the software, including registry entries.

**On-screen instructions directed by the uninstall program are as follows:**

### Step 1:



### Step 2:



**Step 3:**



**Note:**

Do not try to remove the software by right-clicking and deleting the Stellar folder - this is not a complete removal.

---

---



## Copyright

Stellar Phoenix Zip Recovery software, accompanied user manual and documentation are copyright of Stellar Information Systems Ltd, with all rights reserved. Under the copyright laws, this user manual cannot be reproduced in any form without the prior written permission of Stellar Information Systems Ltd. No Patent Liability is assumed, however, with respect to the use of the information contained herein.

**Copyright © 1995 - 2009 Stellar Information Systems Ltd. All rights reserved.**

---



## Disclaimer

The Information contained in this manual, including but not limited to any product specifications, is subject to change without notice.

STELLAR INFORMATION SYSTEMS LTD. PROVIDES NO WARRANTY WITH REGARD TO THIS MANUAL OR ANY OTHER INFORMATION CONTAINED HEREIN AND HEREBY EXPRESSLY DISCLAIMS ANY IMPLIED WARRANTIES OF MERCHANTABILITY OR FITNESS FOR ANY PARTICULAR PURPOSE WITH REGARD TO ANY OF THE FOREGOING STELLAR INFORMATION SYSTEMS LTD ASSUMES NO LIABILITY FOR ANY DAMAGES INCURRED DIRECTLY OR INDIRECTLY FROM ANY TECHNICAL OR TYPOGRAPHICAL ERRORS OR OMISSIONS CONTAINED HEREIN OR FOR DISCREPANCIES BETWEEN THE PRODUCT AND THE MANUAL. IN NO EVENT SHALL STELLAR INFORMATION SYSTEMS LTD, BE LIABLE FOR ANY INCIDENTAL, CONSEQUENTIAL SPECIAL, OR EXEMPLARY DAMAGES, WHETHER BASED ON TORT, CONTRACT OR OTHERWISE, ARISING OUT OF OR IN CONNECTION WITH THIS MANUAL OR ANY OTHER INFORMATION CONTAINED HEREIN OR THE USE THEREOF.

---



## Trademarks

Stellar Phoenix Zip Recovery ® is a registered trademark of Stellar Information Systems Ltd.

Windows 2000, Windows XP®, Windows 2003®, Windows Vista® and Windows 7 are registered trademarks of Microsoft Corporation.

All other brand and product names are trademarks or registered trademarks of their respective companies.

---



## License Agreement

Stellar Phoenix Zip Recovery Copyright © 1995-2009 by Stellar Information Systems Ltd.

All rights reserved.

This license applies to the standard-licensed version of Stellar Phoenix Zip Recovery.

Stellar Phoenix Zip Recovery License.

Stellar Information Systems Ltd.

### Your Agreement to this License

You should carefully read the following terms and conditions before using, installing or distributing this software, unless you have a different license agreement signed by Stellar Information Systems Ltd.

If you do not agree to all of the terms and conditions of this License, then: do not copy, install, distribute or use any copy of Stellar Phoenix Zip Recovery with which this License is included, you may return the complete package unused without requesting an activation key, within 30 days after purchase, for a full refund of your payment.

The terms and conditions of this License describe the permitted use and users of each Licensed Copy of Stellar Phoenix Zip Recovery. For purposes of this License, if you have a valid single-copy license, you have the right to use a single Licensed Copy of Stellar Phoenix Zip Recovery; if you or your organization has a valid multi-user license, then you or your organization have - has the right to use up to a number of Licensed Copies of Stellar Phoenix Zip Recovery equal to the number of copies indicated in the documents issued by Stellar when granting the license.

### Scope of License

Each Licensed Copy of Stellar Phoenix Zip Recovery may either be used by a single person or used non-simultaneously by multiple people who use the software personally installed on a single workstation. This is not a concurrent use license.

All rights of any kind in Stellar Phoenix Zip Recovery, which are not expressly granted in this License, are entirely and exclusively reserved to and by Stellar Information Systems Ltd. You may not rent, lease, modify, translate, reverse engineer, decompile, disassemble, or create derivative works based on, Stellar Phoenix Zip Recovery, nor permit anyone else to do so. You may not make access to Stellar Phoenix Zip Recovery available to others in connection with a service bureau, application service provider, or similar business, nor permit anyone else to do so.

### Warranty Disclaimers and Liability Limitations

Stellar Phoenix Zip Recovery, and any and all accompanying software, files, data and materials, are distributed and provided AS IS and with no warranties of any kind, whether expressed or implied. In particular, there is no warranty for the quality of data recovered. You acknowledge that good data processing procedure dictates that any program, including Stellar Phoenix Zip Recovery, must be thoroughly tested with non-critical data before there is any reliance on it, and you hereby assume the entire risk of all use of the copies of Stellar Phoenix Zip Recovery covered by this License. This disclaimer of warranty constitutes an essential part of this License.

In addition, in no event does Stellar authorize you or anyone else to use Stellar Phoenix Zip Recovery in applications or systems where Stellar Phoenix Zip Recovery's failure to perform can reasonably be expected to result in a significant physical injury, or in loss of life. Any such use is entirely at your own

risk, and you agree to hold Stellar harmless from any and all claims or losses relating to such unauthorized use.

### **General**

This License is the complete statement of the agreement between the parties on the subject matter, and merges and supersedes all other or prior understandings, purchase orders, agreements and arrangements. This License shall be governed by the laws of the State of Delhi. Exclusive jurisdiction and venue for all matters relating to this License shall be in courts and for a located in the State of Delhi, INDIA and you consent to such jurisdiction and venue. There are no third party beneficiaries of any promises, obligations or representations made by Stellar herein. Any waiver by Stellar of any violation of this License by you shall not constitute, nor contribute to, a waiver by Stellar of any other or future violation of the same provision, or any other provision, of this License.

**Copyright © 1995-2009 by Stellar Information Systems Ltd. All rights reserved.**

---

## Tech Support

Our Technical Support professionals will give solutions for all your queries related to Stellar products. You can either **Call Us** or **Go Online** to our support section [www.stellarinfo.com/support](http://www.stellarinfo.com/support).



### Online Help

[Chat Live](#) with an Online technician

Search in our extensive [Knowledge Base](#)

[Submit Ticket](#) (If our Knowledge Base does not answer your question)

Login and view [Ticket Status](#) (If you already have a valid Ticket with you)

[Download Documents](#) on Product Usage ( For Registered members only, ie, user with login ID. If you are an unregistered user, please visit [www.stellarinfo.com/esupport/users/login](http://www.stellarinfo.com/esupport/users/login))



### Support Helpline

<b>USA</b> (Toll free)	-	1-866-978-0600
<b>UK</b> (Europe)	-	44-207-993-2293
<b>India</b> (Helpline)	-	+91-921-395-5509
<b>Skype ID</b>	-	stellarsupport

#### **Timings:**

Monday – Friday [ **24** Hrs. a day ]

---



---

## Welcome to Stellar

**Stellar Information Systems Ltd.** is a trusted name in the field of Data Recovery and Data Protection Software for more than a decade.

We provide the widest range of Data Recovery Products. Our range includes Data Recovery Software for almost all Operating Systems and File Systems.

### Product line:

**Data Recovery :** A widest range of data recovery software that helps you recover your valued data lost after accidental format, virus problems, software malfunction, file/directory deletion, or even sabotage!. [More Info >>](#)

**File Recovery:** The most comprehensive range of file undelete and unerase software for Windows and MS office repair tools. [More Info >>](#)

**Email Recovery:** A wide range of mail recovery, mail repair and mail conversion applications for MS Outlook, MS Outlook Express and MS Exchange useful in instances of data loss due to damages and corruption of Email. [More Info >>](#)

**Data Protection:** A wide range of Prevent Data Loss, Data backup and Hard Drive Monitoring Applications to ensure complete data protection against hard drive crash. [More Info >>](#)

**Data Sanitization:** Data cleanup and file eraser utility can delete selected folders, groups of files, entire logical drives, System Traces & Internet traces. Once the data have been removed using Stellar Wipe - Data File eraser utility, it is beyond recovery limits of any Data Recovery Software or utility. [More Info >>](#)

*For more information about us, please visit [www.stellarinfo.com](http://www.stellarinfo.com)*

---